

ConeArt Kilns



BX-2827-D Kiln

This sectional, double-walled, Canadian kiln is well built and efficiently designed. The BX models come complete with a Bartlett computer control and type k thermocouple (multiple thermocouples are standard on BX kilns 7 cu. feet and larger). Built-in steel peep hole covers, 3.5" thick kiln walls, easy access wiring, and a simplified control box are standard features. A redesigned, back saving "Lid Lifter" to allow you to lift your kiln lid smoothly and easily. CSA approved, two year limited warranty.

Quality takes time:

These kilns are built at the time of ordering, for your specific electrical needs, and require some time for manufacture. Allow 4-6 weeks for delivery please.

Save Electricity!

Coneart kilns include a double wall which consists of an extra layer of 1" thick asbestos-free insulation installed between the insulating brick and the stainless steel jacket for a total wall thickness of 3.5"

Kiln Models	BX Controller	Width	Depth	Cu.ft	Cone	Weight	Notes
BX 119	\$1850.00	11"	9"	0.57	10	130 lb-	120 volt (full BX controller)
BX 1813	\$2895.00	17.5"	13.5"	1.98	10	200 lb-	3 phase n/a
BX 1822	\$3145.00	17.5"	22.5"	3.3	10	240 lb-	3 phase n/a
BX 2318	\$3375.00	23.5"	18"	4.7	10	270 lb-	includes lid counter balance system, 3 phase n/a.
BX 2322	\$3595.00	23.5"	22.5"	5.83	10	310 lb-	includes lid counter balance system
BX 2327	\$4095.00	23.5"	27"	7.0	10	335 lb-	includes lid counter balance system
BX 2818	\$3995.00	28"	18"	6.66	10	290 lb-	includes lid counter balance system, 3 phase n/a.
BX 2822	\$4275.00	28"	22.5"	8.33	10	370 lb-	includes lid counter balance system
BX 2827	\$5075.00	28"	27"	10.0	10	400 lb-	includes lid counter balance system
Oval Designs:							
BX 2336 oval	\$5795.00	36" x 26"	27"	12.0	10	475 lb-	includes lid counter balance system
BX 4222 oval	\$6845.00	41" x 31"	22.5"	13.7	10	625 lb-	includes lid counter balance system
BX 4227 oval	\$7195.00	41" x 31"	27"	16.5	10	665 lb-	includes lid counter balance system
Square Designs:							
BX 2318-SQ	\$4495.00	23" x 23"	18"	5.6	10	310 lb-	includes lid counter balance system
BX 2322D-SQ	\$4495.00	23" x 23"	22.5"	7.0	10	350 lb-	includes lid counter balance system
BX 2327D-SQ	\$4495.00	23" x 23"	27"	8.4	10	375 lb-	includes lid counter balance system

Electrical & Phase/Voltage options:

The standard electric kiln will require 240 single phase voltage.

Voltage: Some schools and large buildings may require a 208 volt system. This is a special order from the factory, but at no extra cost. We will check your electrical requirements with you before we fill an order.

Phase: Some large buildings have a three phase system. Not all ConeArt kilns are available in a 3 phase version. In most cases a single phase kiln can be wired into a 3 phase system if required, please check with your electrician.

Plugs: ConeArt kilns do not come with plugs on the power cord and they recommend wiring the kilns directly into the power system .

Optional Accessory, Touch Screen Genesis Controller:

The Bartlett "Genesis Controller" is the next generation of kiln controllers. It has a modern, intuitive user platform, and touch screen display. The Genesis has different user-interface levels to match the firing knowledge of the user, and a graphical display of the firing's progress. It is capable of storing up to 12 custom programs with up to 32 segments each, or you can simply fire by cone number and speed. When ordering your new Coneart kiln, simply specify that you would prefer the Genesis Controller, and we will build it with your upgrade!

Genesis Controller upgrade.....\$200.00

ConeArt Kilns

Kiln models: Electrical specifications

electrical specifications


Model	Cone	Phase	Volts	Amps	Watts	Breaker	Wire
119	10	1 phase	120v	18	2200	20 amp	12 ga
1813	10	1 phase	240v, 208v	19	4500	30 amp	10 ga
1822	10	1 phase	240v, 208v	28,32	6700	40 amp	8 ga
2318	10	1 phase	240v, 208v	35,40	8400	50 amp	6 ga
2322	10	1 phase	240v	48	11,500	60amp	6 ga
	10	1 phase	208v	55.4	11,500	70 amp	6 ga
	10	3 phase	240v	27.6	11,500	40 amp	8 ga
	10	3 phase	208v	31.9	11,500	40 amp	8 ga
2327	10	1 phase	240v	48	11,500	60 amp	6 ga
	10	1 phase	208v	55.4	11,500	70 amp	6 ga
	10	3 phase	240v	27.6	11,500	40 amp	8 ga
	10	3 phase	208v	31.9	11,500	40 amp	8 ga
2818	10	1 phase	240v	47.1	11,500	60 amp	6 ga
	10	1 phase	208v	54.3	11,500	70 amp	6 ga
2822	10	1 phase	240v	63	15,100	80 amp	4 ga
	10	1 phase	208v	72.5	15,100	90 amp	4 ga
	10	3 phase	240v	36.3	15,100	50 amp	6 ga
	10	3 phase	208v	41.9	15,100	50 amp	6 ga
2827	10	1 phase	240v	63	15,100	80 amp	4 ga
	10	1 phase	208v	72.5	15,100	90 amp	4 ga
	10	3 phase	240v	36.3	15,100	50 amp	6 ga
	10	3 phase	208v	41.9	15,100	50 amp	6 ga
2336 oval	10	1 phase	240v	69	16,500	80 amp	4 ga
	10	1 phase	208v	79.5	16,500	90 amp	4 ga
	10	3 phase	240v	39.7	16,500	60 amp	6 ga
	10	3 phase	208v	45.8	16,500	60 amp	6 ga
4222 oval	10	1 phase	240v	75	18,000	90 amp	4 ga
	10	1 phase	208v	79.9	16,500	90 amp	4 ga
	10	3 phase	240v	43.3	18,000	60 amp	6 ga
	10	3 phase	208v	46.1	16,500	60 amp	6 ga
4227 oval	10	1 phase	240v	75	18,000	90 amp	4 ga
	10	1 phase	208v	79.9	16,500	90 amp	4 ga
	10	3 phase	240v	43.3	18,000	60 amp	6 ga
	10	3 phase	208v	46.1	16,500	60 amp	6 ga
2318 square	10	1 phase	240v	40	9,600	50 amp	6 ga
	10	1 phase	208v	46	9,600	60 amp	6 ga
2322 square	10	1 phase	240v	55	13200	70 amp	6 ga
	10	1 phase	208v	63	13200	80 amp	4 ga
	10	3 phase	240v	31.9	13200	40 amp	8 ga
	10	3 phase	208v	36.3	13200	50 amp	6 ga
2327 square	10	1 phase	240v	55	13200	70 amp	6 ga
	10	1 phase	208v	63	13200	80 amp	4 ga
	10	3 phase	240v	31.9	13200	40 amp	8 ga
	10	3 phase	208v	36.3	13200	50 amp	6 ga

ConeArt Glass Kilns

These Canadian built kilns are second to none in quality, performance and service. Developed over 30 years, these kilns combine the best materials and craftsmanship to deliver some of the best kilns available. The simple to use, 3 button, Bartlett "B3K controller" comes standard with all models, and an option to upgrade to the full V6 controller is available for even more control. Built-in steel peep hole covers, 2.5" thick kiln walls, and CSA approval are standard features. A back saving "Lid Lifter" is also available on larger models to allow you to lift your kiln lid smoothly and easily, if you wish to upgrade. Two year limited warranty.

Quality takes time:

These kilns are built at the time of ordering, for your specific electrical needs, and require some time for manufacture. Allow 6 weeks for delivery please.



Kiln Models	B3K Controller	Width	Depth	Cu.ft	Breaker	Weight	Notes
117G	\$1645.00	14.5"	6.0"	1.0	15A	130 lb	
1809G	\$1850.00	17.5"	9.0"	1.3	40A	200 lb	
1813G	\$1985.00	17.5"	13.5"	2.0	40A	200 lb	
2309G	\$2035.00	23.5"	9.0"	2.3	40A	220 lb	
2313G	\$2215.00	23.5"	13.5"	3.4	40A	250 lb	
2809G	\$2550.00	28"	9.0"	3.3	60A	270 lb	
2813G	\$2765.00	28"	13.5"	5.0	60A	305 lb	
Oval Designs:							
4209G	\$3150.00	41 x 31"	9.0"	5.5	60A	375 lb	
4213G	\$3575.00	41 x 31"	13.5"	8.25	60A	415 lb	
Square Designs:							
115G - SQ	\$1245.00	15.5 x 15.5"	6.5"	0.9	20A	130 lb	
2309G - SQ	\$2485.00	23 x 23"	9.0"	2.3	40A	220 lb	
2313G - SQ	\$2725.00	23 x 23"	13.5"	3.45	40A	250 lb	

Optional Accessories:

Bartlett V6 Controller

The Bartlett V6 controller offers precise control and many features not available with other controllers. It comes with preset firing profiles, allowing you to fire by simply entering a cone number, as well as the option of user-defined programs. It will hold up to 6 user-defined programs with up to 8 segments in each program. Or as an option you can combine 2 programs to make one complicated program with up to 16 segments in it. When ordering your new Coneart glass kiln, simply specify that you would prefer the V6 Controller, and we will build it with your upgrade!

V6 Controller upgrade\$230.00

Lid Lifter

With the optional lid lifter installed, you can raise and lower your kiln lid with one finger! Lid lifters are available for the 23", 28" and 42" series kilns. When ordering your new Coneart glass kiln, simply specify that you would prefer the lid lifter, and we will build it with your upgrade!

Lid Lifter for 23" and 28" kilns\$415.00
 Lid Lifter for 42" kilns\$450.00

Coneart Kiln Parts:

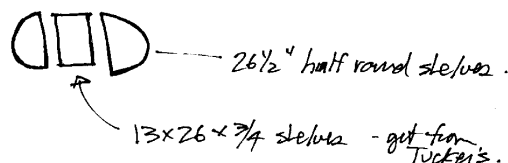
Thermocouple for Automatic kiln.....\$25.00
 12 volt relay\$35.00
 240 volt relay\$38.00

Coneart Elements:

For ConeArt elements, please bring us the *model and serial number* of the kiln before ordering.
 Pricing will be quoted when ordering, each time.

Diagram:

ConeArt 4227 kiln takes the following shelves:



Olympic Electric Kilns

special order items

Olympic Kilns		Internal Dimensions			Maximum		Weight
Model	Price	Width	Depth	Cubic feet	Cone	Temp.	
Test Kiln	ask for \$ quote	7"	11.0"	0.30	6	2232°F	50 lbs.
129FL	ask for \$ quote	11.2"	9.0"	0.48	6	2232°F	55 lbs.
129	ask for \$ quote	11.2"	9.0"	0.48	6	2232°F	55 lbs.
1214	ask for \$ quote	11.2"	13.5"	0.86	6	2232°F	70 lbs.
1818H	ask for \$ quote	17.5"	18.0"	2.63	10	2381°F	150 lbs.
1823WH	ask for \$ quote	17.5	22.5	3.29	10	2381°F	170 lbs.
1827H	ask for \$ quote	17.5	27.0	3.95	10	2381°F	190 lbs.
2318H	ask for \$ quote	23.3	18.0	4.70	10	2381°F	225 lbs.
2327H	ask for \$ quote	23.3	27.0	7.00	10	2381°F	250 lbs.
2827H	ask for \$ quote	28.2	27.0	10.00	10	2381°F	300

Electrical Specifications:				Recommended
Model	Amps	Watts	Volts	Breaker Size
Test Kiln	15.0	1800	120	20 amp
129FL	15.0	1800	120	20 amp
129	16.0	1920	120	20 amp
1214	13.0	3120	240	20 amp
1818H	21.0	5040	240	30 amp
1823WH	26.3	6300	240	40 amp
1827H	31.5	7560	240	40 amp
2318H	35.0	8400	240	50 amp
2327H	45.0	10800	240	60 amp
2827H	48.0	11520	240	60 amp

- The kilns listed above are thickwalled kilns with 3" firebrick for extra insulation. They include a kiln sitter with timer as standard equipment. Olympic kilns come complete with plugs at the end of the power cord.
- Three phase modification: adds to kiln price. Please inquire for a quote.
- Except for the 129FL kiln, the small, Cone 6 kilns now come with a kiln sitter as a standard feature. Timers are available on special order.
- Replacement Olympic peephole plugs\$12.65
- Note that an electrical plug is NOT included with 2827H kiln. For this kiln, Olympic suggests hard-wiring the kiln into your electrical system instead of using a plug/receptacle. We do NOT sell the plugs separately.

Phase & Voltage Notes:

The standard electric kiln will require 240 single phase voltage. Some schools and large buildings may require a 208 volt system. This is a special order from the factory, but at no extra cost. We will check your electrical requirements with you before we fill an order.

Some large buildings have a three phase system. In most cases a single phase kiln can be wired into a 3 phase system. If required, three phase modification adds \$300.00 to the kiln price. Not all Olympic kilns are available in a 3 phase version.

Olympic Parts

Part Description Price Notes

Olympic Misc Parts:

Infinite Switch: 120 volt \$ call for Hot box, 129FL, doll (test kiln)
 Infinite Switch: 240 volt \$ call for 1214-240, 1414, 18" series kilns
 3 Position Switch: 240 volt \$ call for 129, 1214-120, S1814, S18, 23" series, 28" series, oval kilns
 Infinite Switch Knob \$ call
 Three Position Knob \$ call
 Pilot lights: all models \$ call
 Porcelain element insulators \$ call
 Olympic peephole plugs \$12.65

Olympic 3" Bricks:

We stock a small supply of bricks for 3" wall Olympic kilns. Bricks are generally for specific size of kilns as indicated below: 18", 23" or 28":

- bricks for 18" diameter kilns
- bricks for 23" diameter kilns
- bricks for 28" diameter kilns

Straight grooved brick \$ call
 Peephole brick \$ call
 Terminal brick \$ call
 Kiln sitter terminal brick \$ call

When ordering bricks: specify the model of the kiln, and whether it is a 3" wall kiln (indicated by the H on the model number: ie: 2318H kiln) or thinwall kiln: 2 1/2" brick (no H on model number: ie: 2318 kiln)

Olympic Elements:

Kiln model Description # elements Price Notes

Elements: 120 volt:

Test kiln (doll kiln) Element: 120 v (2 elements) \$51.00
 129FL kiln: infinite switch Element: 120 v (2 elements) \$51.00

3" Elements: 240 volt:

1214, 1214A, 1414 Element: 240v (2 elements) \$51.00

18 inch Series (includes H series): (these elements also fit thinwall kilns) - generic 18" elements fit all 18" kilns listed below:

1818H, 1823H, 1823WH Element: 240 v (4 elements) \$54.00
 1823WH - wired ring Element: 240 v - (1 element) \$68.00 4 1/2" ring: needs special element: runs colder
 1827H Element: 240 v (6 elements) \$54.00


23 inch Series (includes H series): (these elements also fit thinwall kilns)

2318H, 2323H Top / bottom element: 240 v (2 elements) \$78.00
 2318H, 2323H Centre element: 240 v (2 elements) \$78.00
 2327H, 2331H Top / bottom element: 240 v (2 elements) \$78.00
 2327H, 2331H Centre element: 240 v (4 elements) \$78.00

28 inch H Series only: (only H model kilns)

2827H Top / bottom element: 240 v (2 elements) \$78.00
 2827H Centre element: 240 v (4 elements) \$78.00

Other Electric Kilns



Cress C-100-6

\$1145.00

This small kiln is ideal for copper enameling, glass bending, and lost wax process. Comes complete with cycling input control and indicating pyrometer. Ready to plug in to a regular 120 volt outlet for immediate operation, it has a maximum intermittent temperature of 2000°F. Specifications: 115 volt, 12 amp. Inside dimensions: 8 1/2" wide, 10" deep, 6 1/2" high. We carry these kilns in stock.

Other Kilns:

Note: Although we carry Skutt and Coneart kilns in stock, we are able to bring in other kilns on special order from Olympic, Cress, Crucible, Paragon, Amaco and other manufacturers.

Glass kilns:

These kilns are used for slumping glass. We can bring in Glass kilns from Olympic, Paragon, Skutt, ConeArt, and Cress . Ask us for pricing on these kilns and we can provide a quote.